

MODERNISATION



We've got the perfect door to suit your lift !

Modernisation

Experts



Experts in lift door modernisation for over 30 years, we offer both standardised and customised solutions for all door models.

Our tailor-made solutions have been created to meet your exact specifications, while **optimising both costs and lead times** !

To achieve this, our teams are by your side, **supporting you from start to finish** in your lift door modernisation, replacement, or repair projects.

Identification documents :



- **RP** : Landing survey
- **RPS** : Standardised Landing Survey
- **RC** : Car Survey
- **RC...S** : Standardised Car Survey

Order documents :

- **BCS** : Simplified Order Form
- **CRQP** : Landing Door Survey Report
- **CRQC** : Car Door Survey Report

Modernisation

Of landing doors



Several levels of modernisation are available.

Partial or **complete replacement** :

- Lock
- Mechanism only
- Mechanism and panels
- Complete door

Key questions to determine the most suitable solution :

1. What type of door do I want to modernise ?

- Automatic landing door ?
- Swing landing door ?
- Car door ?

2. What operation do I want to carry out ?

- I want to repair one or more doors of the same installation
- I want to bring one or more doors of the same installation into compliance
- I want to improve the reliability of one or more doors of the same installation
- I want to replace one or more doors
- I want to combine several of these options

Partial Replacement

Swing door

Lock only



Replacing lift door locks may become necessary to ensure compliance with current standards and to guarantee passenger safety. The replacement of a single lock for repair purposes is also possible.

This solution allows you **to limit costs** and **avoid additional building work**.

Automatic door

The renovation kit

To optimise your modernisation and repair work, the renovation kit for landing doors is an essential Sycma product : it is compatible with **most models available on the market**.

All our doors and modernisation solutions comply with **current standards**.

Benefits of the renovation kit :

- ✓ Optimised intervention time
- ✓ Direct installation in place
- ✓ Elimination of additional building work
- ✓ Improved safety and comfort
- ✓ Controlled intervention budget



Automatic door

The renovation kit

The lock kit

To comply with current standards, it is essential to ensure the conformity of automatic door locks.

With the lock kit, you can modernise the lock alone without having to replace the entire door.



The mechanism kit (car door retained or replaced)


Replacing only the landing mechanism allows you to restore, at a lower cost, reliability equivalent to that of a new door without replacing it.

It also enhances the safety and comfort of ageing installations.

The mechanism and door panel kit (car door retained or replaced)

It allows you to restore, at a lower cost, reliability equivalent to that of a new door without replacing it.

It also improves the door's appearance when the panels are damaged, by replacing them with stainless steel or glazed panels.



Replacement

Of the entire door

This solution is ideal when only one of the doors in the shaft is damaged (vandalism, release operations, fire, etc.) or needs to be added for the creation of a new floor.

Only the concerned door is replaced or added.

The locking system is adapted so that it can be operated by the existing car door.

Do not hesitate to contact us to configure the frame dimensions so that it fits the existing bay.




Replacement

Of the entire swing door

You have three possibilities for the complete replacement of a swing door :

- Convert all swing doors into automatic doors, with or without retaining the frame, by installing the mechanism, panels, and sill in the shaft.
> This allows the fire resistance to be maintained, increases the clear opening, and reduces building work.
- Replace the swing door on a single floor with an automatic door installed directly on the landing.
- Replace swing doors with new swing doors, adapting the frame as required.




Motorisation Kit

The LYNEA motorisation kit for swing doors allows you to automate a manual door.

Benefits of the motorisation kit :

- ✓ Fully concealed motor
- ✓ Compatible with Slycma swing doors
- ✓ Door motorisation in just 30 minutes !




Modernisation Of car doors

Replacing the car door alone allows you to modernise an old car door, **improving reliability and comfort** without any intervention on the existing landing doors or the car itself.

We offer either a total or partial replacement of the car door :

- **Modernisation of the motorisation and control system**
- **Replacement of the operator only**
- **Complete door replacement**



Modernisation

Of car doors

Modernisation kit



The car door modernisation kit is designed to restore the performance of an ageing operator without replacing the entire door. It is particularly suited for your car door repair needs.

Benefits of the modernisation kit :

- ✓ Readily available from stock
- ✓ Easy to store
- ✓ Cost-effective
- ✓ Reduces intervention time and duration
- ✓ Complies with NF P 82-230 standard

Kit composition :

- SLYCMA SD01 control board
- Ultra-flat permanent magnet brushless motor
- Two adjustable and pivoting brackets
- One adjustable and pivoting return pulley
- Long belt suitable for all types of modernisation





Modernisation

Of car doors

Operator replacement only

You only need to change the operator, which incorporates an adaptation of the skate so that it can work with existing doors, without having to carry out any work on the landing or the lift car.

Some lift car doors cannot be partially modernised, so please **do not hesitate to contact us.**



Replacement

Of complete car doors

Standardised solutions

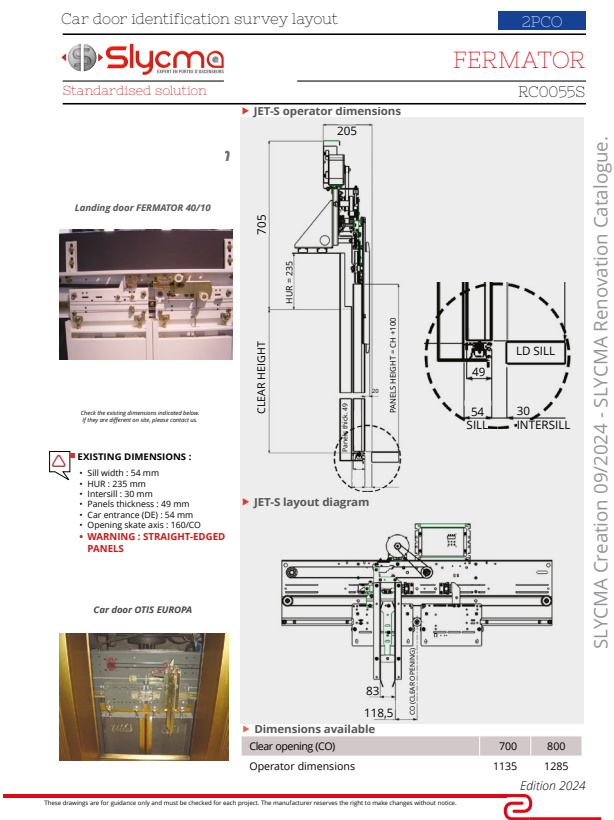
Standardised car doors can be delivered within 10 working days, offering optimised lead times and costs.

Available with a clear opening of 700 or 800 mm, in brushed or engraved stainless steel finishes, and compatible with numerous door models from various brands !

Whether Schindler, Otis, Fermator, or other common brands, **you can modernise everything with our standardised car doors.**

The standardised solutions include in the base model :

- A skate adapted for unlocking existing landing doors
- Custom panels allowing adaptation without modifying the car entrance columns
- A sill adapted in width.



Replacement

Of complete car doors

Other cases


Our identification sketches are a tool to recognise the equipment you have on site – feel free to consult them.

• Looking for a door compatible with our LYNEA landing door ?
Choose PLYCAB, our folding car door. It is **the ideal folding lift door for small spaces thanks to its flat closing and compact design.**

• Our customisable replacement doors, **RHEA** and **JETS**, are automatic sliding car or landing doors that can be installed directly in place on your lift.

• Haven't yet found the car door that matches your project ?

Do not hesitate to contact us, providing the relevant information and dimensions so that we can study and propose a solution tailored to your needs.




Your project

In several stages


To offer you the solution best suited to your needs, we provide a range of services, including on-site surveys and assistance with installation and commissioning.




On-site survey



Video conference survey



Personalised quotation



Engineering office :
Adaptation of standard products




Manufacturing



Quality :
Checkpoints at every stage



Installation and
commissioning support



Spare parts service



Slycma is a signatory of the Charter of Good Practices developed by the Elevator Federation, of which it has been a member since its creation.

Our quality approach :

Certified ISO 9001 and ISO 14001, Slycma is also regularly audited by its clients.



Our contact details :

Head office : LYON

235 rue du Général de Gaulle
69530 Brignais, France
Tél: +33 (0)4 78 86 81 00
slycma@slycma.com

Branch : PARIS

34 route de Longjumeau
91380 Chilly Mazarin, France
Tél. : +33 (0)1 69 79 32 10
magasin.mazarin@slycma.com

16 rue Maurice Thorez
93200 Saint Denis, France
Tél. : +33 (0)1 48 23 91 92